


CIPRO

TP6F72M **144 half-cell**

380 - 400W

9BB half-cut cast mono



KEY FEATURES



9BB half-cut cell technology

New circuit design, lower internal current, lower Rs loss



Significantly lower the risk of hot spot

Special circuit design with much lower hot spot temperature



Lower LCOE

2% more power generation, lower LCOE



Excellent Anti-PID performance

2 times of industry standard Anti-PID test by TUV SUD



IP68 junction box

High waterproof level

SYSTEM & PRODUCT CERTIFICATES

- IEC 61215 / IEC 61730 / UL 1703
- ISO 9001: 2015 Quality Management System
- ISO 14001: 2015 Environment Management System
- ISO 45001: 2018 Occupational Health and Safety Management Systems

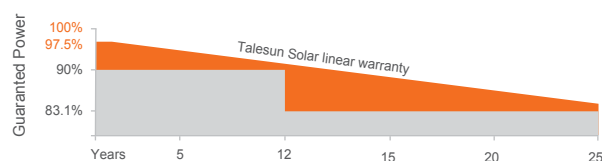


PERFORMANCE WARRANTY

12 years
Quality assurance

25 years
Power output guarantee

■ Talesun standard
■ Industry standard



ELECTRICAL PARAMETERS

Performance at STC (Power Tolerance 0 ~ +3%)

Maximum Power (Pmax/W)	380	385	390	395	400
Operating Voltage (Vmpp/W)	39.6	39.8	40.0	40.3	40.5
Operating Current (Impp/A)	9.61	9.68	9.75	9.81	9.89
Open-Circuit Voltage (Voc/V)	48.3	48.5	48.7	48.9	49.1
Short-Circuit Current (Isc/A)	10.14	10.20	10.28	10.35	10.43
Module Efficiency η m(%)	18.9	19.1	19.4	19.6	19.9

Performance at NMOT

Maximum Power (Pmax/W)	283.8	287.3	290.8	294.6	298.5
Operating Voltage (Vmpp/W)	36.9	37.1	37.3	37.5	37.7
Operating Current (Impp/A)	7.69	7.74	7.80	7.85	7.93
Open-Circuit Voltage (Voc/V)	45.5	45.2	45.4	45.5	45.7
Short-Circuit Current (Isc/A)	8.19	8.23	8.30	8.35	8.42

STC: Irradiance 1000W/m², Cell Temperature 25°C, Air Mass AM1.5

NMOT: Irradiance at 800W/m², Ambient Temperature 20°C, Air Mass AM1.5, Wind Speed 1m/s

MECHANICAL SPECIFICATION

Cell Type	Cast Mono-Crystalline Silicon (9Busbar)
Cell Dimensions	158.75*158.75mm (6inches)
Cell Arrangement	144 (6*24)
Weight	22.5kg (49.6lbs)
Module Dimensions	2008*1002*35mm (79.06*39.45*1.38inches)
Cable Length	300mm (11.81inches)
Cable Cross Section Size	4mm ² (0.006inches ²)
Front Glass	3.2mm High Transmission, Tempered Glass
No. of Bypass Diodes	3/6
Packing Configuration (1)	31pcs/carton, 682pcs/40hq
Packing Configuration (2)	31+4pcs/carton, 726pcs/40hq
Frame	Anodized Aluminium Alloy
Junction Box	IP68

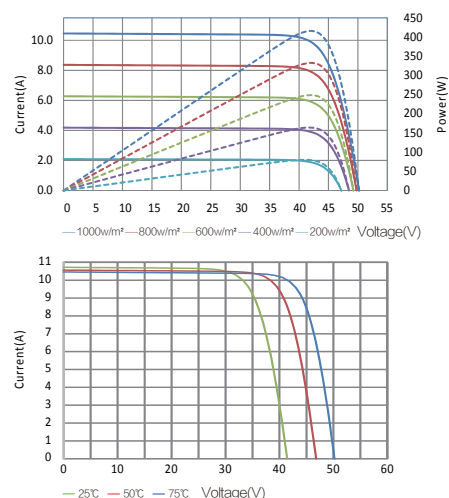
OPERATING CONDITIONS

Maximum System Voltage	1500V/DC
Operating Temperature	-40°C ~ +85°C
Maximum Series Fuse	20A
Static Loading	5400pa
Conductivity at Ground	≤0.1Ω
Safety Class	II
Resistance	≥100MΩ
Connector	MC4 Compatible

TEMPERATURE COEFFICIENT

Temperature Coefficient Pmax	-0.36%/°C
Temperature Coefficient Voc	-0.26%/°C
Temperature Coefficient Isc	+0.043%/°C
NMOT	43±2°C

I-V CURVE



TECHNICAL DRAWINGS

